



STARTEC 600

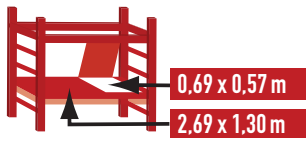

www.andamios-tendo.com



CE12158

STARTEC 600

www.andamios-tendo.com



Working height
Altura de trabajo
Hauteur de travail
4,00 m
>14,00 m
MAXI



EN 1004 CLASS 3

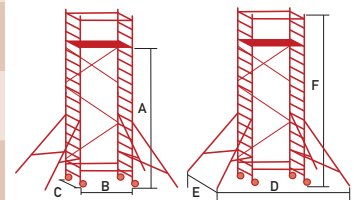
Aluminium

200 kg/m² MAXI



REF.	4m 02915002	6m 02915004	8m 02915006	10m 02915008	12m 02915010	14m 02915012
02900013	1	2	3	4	5	6
02910101	1	1	1	1	1	1
02915102	2	4	6	8	10	12
02915103	2	2	2	2	2	2
02915108	4	4	4	4	4	4
02915110	4	4	4	4	4	4
02915111	0	0	0	4	4	4
02916104	1	1	2	2	3	3
02916105	1	1	2	2	3	3
02916106	2	4	8	10	12	14
02916107	6	6	8	8	10	10

REF.	A	B	C	D	E	F	⚠
02916002	2,00	3,10	1,50	5,53	4,23	3,44	157,1
02916004	4,00	3,10	1,50	5,53	4,23	5,44	181,8
02916006	6,00	3,10	1,50	5,53	4,23	7,44	250
02916008	8,00	3,10	1,50	7,12	5,82	9,44	289
02916010	10,00	3,10	1,50	7,12	5,82	11,44	357,2
02916012	12,00	3,10	1,50	7,12	5,82	13,44	381,9



Working height = platform height (A) + 2 m
Altura de trabajo = altura de plataforma (A) + 2 m
Hauteur de travail = hauteur de plate-forme (A) + 2 m